

APEX Series Non Rated Fire Extinguisher Cabinets



REPRESENTED BY _____

DETAIL & SUBMITTAL SHEET

Project:

Specification Reference:

Contractor:

Architect:

Date:

CONSTRUCTION SPECIFICATIONS:

The APEX Series offers a full line of fire extinguisher and valve cabinets to accommodate a full range of fire extinguishers and valves. These cabinets are NON RATED cabinets. They are available in 3 standard door styles and 1 optional door style. These cabinets meet the Americans with Disabilities Act of 1990 Guidelines.

Cabinet Size: See Cabinet Information Chart on back.

Door Panel/Front: 16 ga. cold-rolled steel.

Tub: 22 ga. cold-rolled steel.

Hardware: Full length piano hinge, Roller ball catch, Four inch solid brass, polished chrome plated pull handle.

Finish: Baked white enamel over rust-inhibiting phosphate treated steel.

Door Style: Full Metal, Full Glass or Vertical Duo.

Door Glazing: DSA glass standard on all cabinets. Clear wire glass, tempered safety glass, 1/8" or 1/4" acrylic panels available as options.

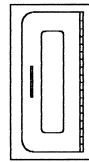
Options:

- #304 Stainless Steel with #4 satin finish
- Package A: Door panel/front only.
- Package B: Stainless Steel Full Cabinet.
- Safety Break Lock - Keyed 151 (keyed alike)
- Horizontal Duo door style

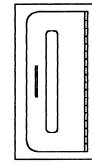
Decal Lettering:

- Color: Red or Black
- Style: Vertical or Ascending Vertical

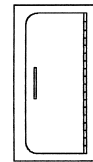
DOOR STYLE:



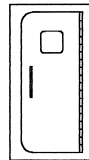
Full Glass



Vertical Duo

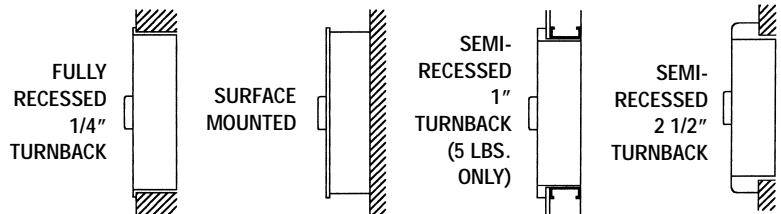


Full Metal

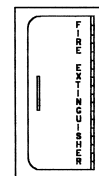


Horizontal Duo

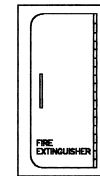
SECTION DETAIL:



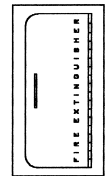
DECAL LETTERING:



VERTICAL



HORIZONTAL



TYPE A



Strike First Corporation of America

Corporate Office:
1330 Progress Drive
Front Royal, Virginia 22630
Tel: 1 800 255-5515
Fax: 1 800 822-5001

Western Region Branch:
4058 S. McCarran Blvd., Bldg. A
Reno, Nevada 89502
Tel: 1 888 255-7366
Fax: 1 775 827-1560

www.strikefirstusa.com



APEX SERIES NON RATED FIRE EXTINGUISHER CABINET INFORMATION

SIZE	MODEL NUMBER	DIMENSIONS (in inches)			ROUGH OPENING	TURNBACK DEPTH	ACCOMMODATES EXTINGUISHER SIZE
		INSIDE	OVERALL				
8" x 17" x 5"	<i>Surface Mounted</i>	<i>W x H x D</i>	<i>W x H</i>		<i>W x H</i>	<i>In Inches</i>	<i>In Lbs.</i>
	APEX S5-FG	8 x 17 x 5	8 x 17		N/A	N/A	5
	APEX S5-FM	8 x 17 x 5	8 x 17		N/A	N/A	5
	APEX S5-VD	8 x 17 x 5	8 x 17		N/A	N/A	5
	<i>Semi-Recessed</i>						
	APEX SR5-FG	8 x 17 x 5	10 3/4 x 19 3/4		8 1/4 x 17 1/4	1	5
	APEX SR5-FM	8 x 17 x 5	10 3/4 x 19 3/4		8 1/4 x 17 1/4	1	5
	APEX SR5-VD	8 x 17 x 5	10 3/4 x 19 3/4		8 1/4 x 17 1/4	1	5
	<i>Fully-Recessed</i>						
	APEX FR5-FG	8 x 17 x 5	12 x 21		8 1/4 x 17 1/4	1/4	5
	APEX FR5-FM	8 x 17 x 5	12 x 21		8 1/4 x 17 1/4	1/4	5
	APEX FR5-VD	8 x 17 x 5	12 x 21		8 1/4 x 17 1/4	1/4	5
9.5" x 24" x 6"	<i>Surface Mounted</i>						
	APEX S10-FG	9 1/2 x 24 x 6	9 1/2 x 24		N/A	N/A	10
	APEX S10-FM	9 1/2 x 24 x 6	9 1/2 x 24		N/A	N/A	10
	APEX S10-VD	9 1/2 x 24 x 6	9 1/2 x 24		N/A	N/A	10
	<i>Semi-Recessed</i>						
	APEX SR10-FG	9 1/2 x 24 x 6	13 1/2 x 28		9 3/4 x 24 1/4	2 1/2	10
	APEX SR10-FM	9 1/2 x 24 x 6	13 1/2 x 28		9 3/4 x 24 1/4	2 1/2	10
	APEX SR10-VD	9 1/2 x 24 x 6	13 1/2 x 28		9 3/4 x 24 1/4	2 1/2	10
	<i>Fully-Recessed</i>						
	APEX FR10-FG	9 1/2 x 24 x 6	13 1/2 x 28		9 3/4 x 24 1/4	1/4	10
	APEX FR10-FM	9 1/2 x 24 x 6	13 1/2 x 28		9 3/4 x 24 1/4	1/4	10
	APEX FR10-VD	9 1/2 x 24 x 6	13 1/2 x 28		9 3/4 x 24 1/4	1/4	10
12" x 27" x 8"	<i>Surface Mounted</i>						
	APEX S20-FG	12 x 27 x 8	12 x 27		N/A	N/A	20
	APEX S20-FM	12 x 27 x 8	12 x 27		N/A	N/A	20
	APEX S20-VD	12 x 27 x 8	12 x 27		N/A	N/A	20
	<i>Semi-Recessed</i>						
	APEX SR20-FG	12 x 27 x 8	16 x 31		12 1/4 x 27 1/4	2 1/2	20
	APEX SR20-FM	12 x 27 x 8	16 x 31		12 1/4 x 27 1/4	2 1/2	20
	APEX SR20-VD	12 x 27 x 8	16 x 31		12 1/4 x 27 1/4	2 1/2	20
	<i>Fully-Recessed</i>						
	APEX FR20-FG	12 x 27 x 8	16 x 31		12 1/4 x 27 1/4	1/4	20
	APEX FR20-FM	12 x 27 x 8	16 x 31		12 1/4 x 27 1/4	1/4	20
	APEX FR20-VD	12 x 27 x 8	16 x 31		12 1/4 x 27 1/4	1/4	20

***Installation Notes**

For Rough Opening: Add 1/4" to all dimensions